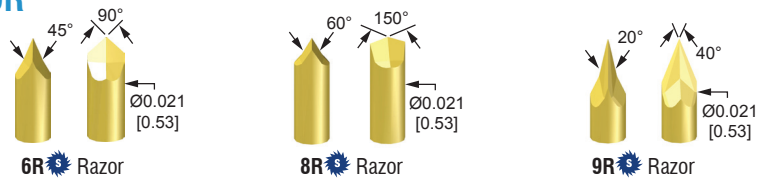
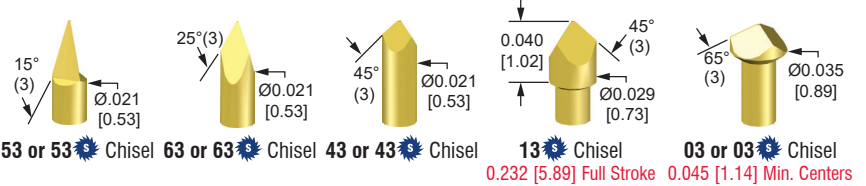


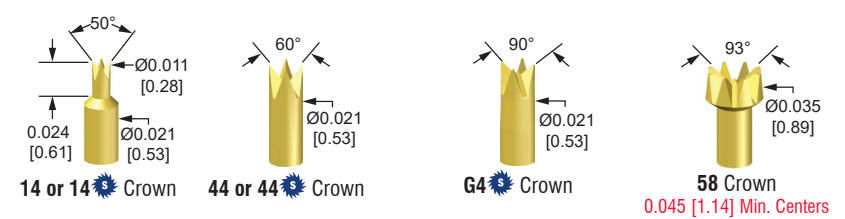
RAZOR




CHISEL




CROWN



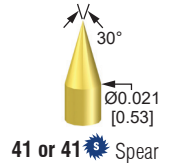
STAR



SERRATED

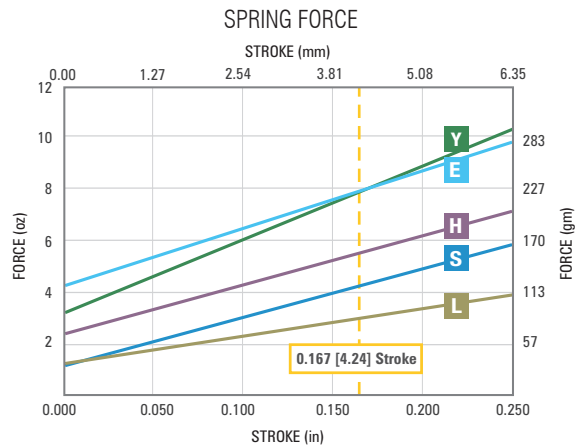


SPEAR



PROBE P/N X39-PRP25 example: X39-PRP2543S


Tube	Letter	Material/Finish	Average Resistance	Current Rating AMPS ¹ 120°C (204°C) ²		
	P	Nickel silver/ID precious metal clad	< 25 mOhms	3.4 (4.7) ³		
Tip Style	Digits	Material/Finish	Standard material is heat treated BeCu/plated gold over nickel. (see S option for steel plungers)			
	See Tips					
Spring	Letter	Spring Force	Preload	@ 0.167 [4.24] Stroke	Material	Cycle Life @ 0.167 [4.24] Stroke
	L	Low	1.2 [34g/0.33N]	3.0 [85g/0.83N]	MW	1,000,000
	S	Standard	1.1 [31g/0.31N]	4.3 [122g/1.20N]	MW	1,000,000
	H	High	2.4 [68g/0.67N]	5.6 [159g/1.56N]	MW	1,000,000
	Y	Elevated	3.2 [91g/0.89N]	8.0 [227g/2.22N]	SS	25,000
High Preload Spring – Only available with headless steel tip styles.						
	E	High Preload	4.2 [119g/1.17N]	8.0 [227g/2.22N]	SS	10,000
Option	Letter	Description				
	L	Long plunger. Must select from X39-40 tip styles				
	N	No probe lubrication. Removing lubrication greatly reduces cycle life and should only be used in applications outside of the working temperature range, see Testing in Extreme Working Temperatures application note for more details. ³				
	S	Heat treated steel/plated gold over nickel (see tip style for availability)				
(Blank)	No option required					



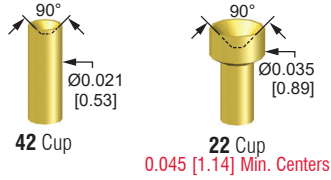
TOOLS & ACCESSORIES

See pages 75-79 for order information.

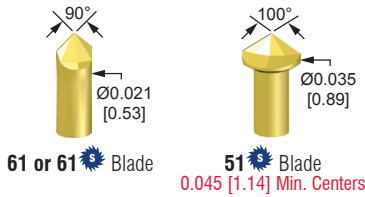
ROUND & FLAT



CUP



BLADE

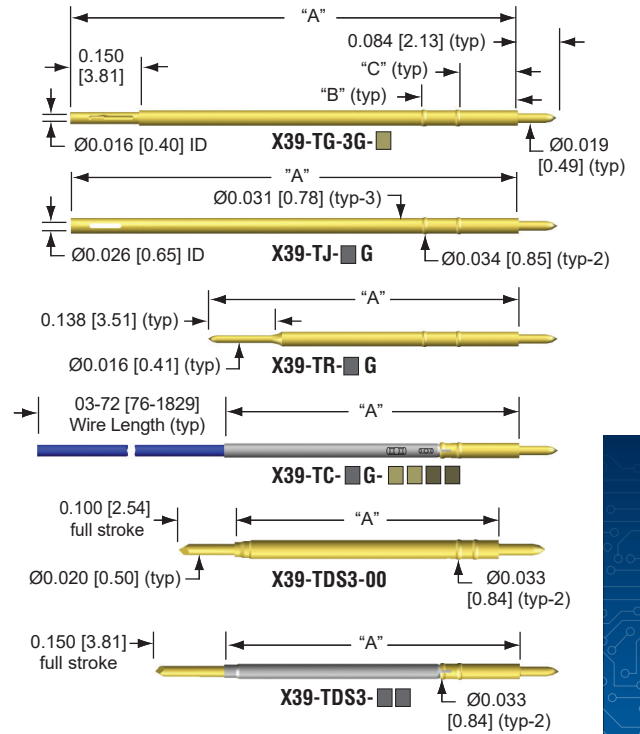


TORCH



TERMINATION PIN

Suggested mounting holes and drill sizes in AT7000, G10/FR4 or similar materials should be gauged in probe plate at 0.0315 / 0.0325 [0.800 / 0.826]; Drill Size #66 or 0.84mm and back plate at 0.0315 / 0.0325 [0.800 / 0.826]; Drill Size #66 or 0.84mm



TERMINATION PIN P/N

X39-T- -G- - - - example: X39-TJ-3G

Letter	Material/Finish
C	Crimped. Termination material: Heat treated BeCu/gold plated over nickel. Tube material: ID precious metal clad.
DS3	Double-ended for wireless testing. See page 69 for ordering details.
G	Wire Grip. Heat treated BeCu/gold plated over nickel, accepts wire grip sleeve.
J	Wire Jack. Heat treated BeCu/gold plated over nickel, accepts wire jack.
R	Round post. Heat treated BeCu/gold plated over nickel.

Digits	Description	A in (mm)	B in (mm)	C in (mm)
0	Only available in TC	0.582 [14.78]	0.113 [2.87]	0.065 [1.65]
	Only available in TR	0.261 [6.63]	0.040 [1.02]	0.000 [0.00]
1	Only available in TC	0.642 [16.31]	0.173 [4.39]	0.125 [3.18]
2	Only available in TJ	0.628 [15.95]	0.077 [1.96]	0.036 [0.91]
	Only available in TR	0.675 [17.15]	0.210 [5.33]	0.125 [3.18]
3	Only available in TG	0.975 [24.77]	0.210 [5.33]	0.125 [3.18]
	Only available in TJ	0.975 [24.77]	0.210 [5.33]	0.125 [3.18]
4	Only available in TJ	1.100 [27.94]	0.210 [5.33]	0.125 [3.18]
5	Only available in TJ	1.225 [31.12]	0.210 [5.33]	0.125 [3.18]
8	Only available in TJ	1.600 [40.64]	0.210 [5.33]	0.125 [3.18]
00	Only available in DS3	0.475 [12.07]	0.077 [1.95]	0.036 [0.92]
04	Only available in DS3	0.582 [14.78]	0.113 [2.87]	0.065 [1.65]
10	Only available in DS3	0.642 [16.31]	0.173 [4.39]	0.125 [3.18]

Digits	Available for TG Termination Only
2	X39-TG-3G with WG39 wire grip sleeve


Digits	Wire Size Available for TC Termination Only
3	30 AWG Kynar insulated solid wire, pre-attached. Specify color and length
8	28 AWG Kynar insulated solid wire, pre-attached. Specify color and length

Options	Wire Colors Available for TC Termination Only
0	Black 2 Red 4 Yellow 6 Blue 8 Grey
1	Brown 3 Orange 5 Green 7 Violet 9 White

Options	Wire Length Available for TC Termination
	Specify Length in inches: 03 – 72 [76-1829]
(Blank)	No option required

X39-25 Series

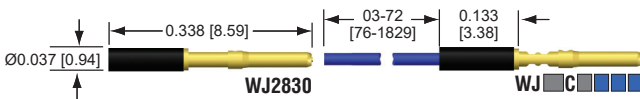
WIRE GRIP SLEEVE For use with G termination pins.



P/N: WG39

Description/Material
To accept 30AWG Kynar solid insulated wire, stripped at 0.120 [3.05], (not included) Nylon sleeve, black

WIRE JACK For use with J termination pins.



P/N: WJ - - - - - example: WJ28C8230

Digit	Description
2830	Wire Jack only (customer to crimp wire) brass/gold plated with nylon insulator.
28C8	28 AWG Kynar insulated solid wire, pre-attached, specify color and length.
30C3	30 AWG Kynar insulated solid wire, pre-attached, specify color and length.

Wire	Colors Available for 28C & 30C Termination
0	Black 2 Red 4 Yellow 6 Blue 8 Grey
1	Brown 3 Orange 5 Green 7 Violet 9 White

Option	Description
S	Stripped Length 0.000/0.669 [0.00/16.99]; Customer to specify in inches

US Patent No. 6,570,399 & 4,885,533